

ed

er

est

es

y

ing

end

ing

s

Endings can be added to many words.

Endings make words have a slightly different meaning or a different **tense**.

The word without an ending is called a **base word**.

If we add endings to a base word, the new words are like relations to the base word.

This book will help you to learn some rules which show how to add endings properly.

ful

s

ly

less


ness

s can be used as an ending. It can change a noun to mean 'more than one'.




Write these words again with **s** added.


pig



.....
.....



rat



.....
.....



house



.....
.....



Add **s** to these words and read the new word.

car

.....
.....

map

.....
.....

apple

.....
.....

mat

.....
.....

boy

.....
.....

bird

.....
.....

flower

.....
.....

name

.....
.....

dog

.....
.....

tree

.....
.....

home

.....
.....

sister

.....
.....



Fill in each space with a word from above.


Jill has two

.....
.....



This tree has many

.....
.....



Teacher Note: **s** will say its first sound 's' when added to words ending with the sounds 'k', 'f', 'p', or 't'. Otherwise it says its second sound 'z'. Have students place correct numbers above each **s** (e.g. pig²s, rat¹s, car²s, map¹s).



Underline the base word part for each of these words.

lights

rubbers

bees

houses

apples

desks

trees

coconuts

birds

teachers

eggs

horses



Write a sentence about **flowers**.

Draw a picture next to your sentence.

.....

.....


.....

.....

.....

.....

.....



Nouns that do not use s

Some nouns do not use **s** to change the meaning to 'more than one'. A different form of the word is used instead.



Colour the correct word.

Some mans men were in the room.

Some children childs were playing.

Some applen apples were on the tree.

Some mouses mice were in the yard.

Some sheep sheeps were at the farm.

ing can be used as an ending.
Doing words (verbs) may end with **ing**.

ing



Add **ing** to these words and draw a small picture.

play

eat

stand

look

sing

ring




Underline the base word part of these words.

finding

helping

burning




counting

singing



bringing

blowing



staying

thinking

shouting

sleeping




reading

marching

feeding

growing



Will you get tricked?



Write the words again, first using **s** and then **ing**.
The first word is done for you.

s

ing

come

comes

coming

give

take


hide

love

hope

dance

Don't forget that silent **e** is removed only for endings beginning with a vowel.
s is not a vowel.



Which words need endings?



Find the words which need endings and add **s**, **ing** or **ed**. Cross out the silent **e** if needed.

- 1 Sam is help Mum to clean.
- 2 Emma wake Tim up every morning.
- 3 Dad wash the dishes last night.
- 4 They have three dog .
- 5 David is bake with Lucy in the kitchen.
- 6 We are look for our two kitten .
- 7 Yesterday I rake up the leaves.



Colour the box with the correct word to complete these sentences.

Yesterday Patrick with Tom.

Jess can a bird in that tree.

Last night we to the park.

Next week my friend will
to my house.

The boys under the bed when Mum
came to find them.

Can you a cake?

